

## 1. Look for the DomainKeys Icon

To determine if a message is verified:

### STEP 1

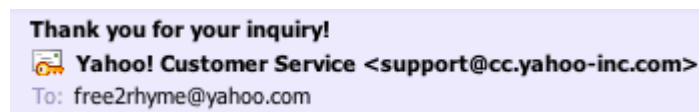
Open a message in Yahoo! Mail

Begin by opening a message in any of your Yahoo! Mail folders. It can be a new message or one you already opened.

### STEP 2

Look for the DomainKeys icon

If the message has been verified through DomainKeys, you'll see a small icon of an envelope and key in the email header. This verifies that it's from the domain it claims to be from.



Notice the DomainKeys icon missing.

Hi, Thushan | Available | Sign Out | Yahoo! | My Yahoo! | Search

What's New | Inbox 15 emails | Hello my dear | Urgent..need help

Delete | Reply | Forward | Spam | Move | Print | Actions

**Urgent..need help** | Thu, July 29, 2010 10:24:13 AM

From: Thushan Silva <thushans@mail.com> | Add to Contacts  
To: Lanka Usb <lanka\_usb@yahoo.com>

Dear Sanath,

I'm Sorry I didn't inform you about my trip to the UK England for a program,I am presently in [England](#),something extremely awful happened to me,I was mugged at gun point on my way to the Hotel by some Hoodlums and they made away with my Bag and other valuables. I called my bank for a [wire transfer](#) but it has proven almost Impossible to operate my account from here as they made me understand international transactions take 7 working days to be effective which i can't wait.

I feel so devastated,now my passport and other belongings are been retained by the [hotel management](#) pending the time I pay my hotel bills.This is shameful,I need you to help me with a loan of (\$3,296.38 dollars) to pay my hotel bills and get my self home.I will reimburse you soon as I get back Home.I will appreciate whatever you can assist me with.Can you help?

You could send the loan to the following account [2124071247](#) operated at Eastern Union .

Regards,

Thushan

**Note:** If you don't see the icon, that doesn't necessarily mean that the sender is not who they're claiming to be. Our advice is to always be cautious when dealing with emails that pertain to information that is sensitive in

<http://antispam.yahoo.com/domainkeysicon>

<http://antispam.yahoo.com/phishing>

<http://antispam.yahoo.com/signinseal>


2. Fight password theft with seals you create and add to Yahoo! sign-in pages

This is how you can do it..

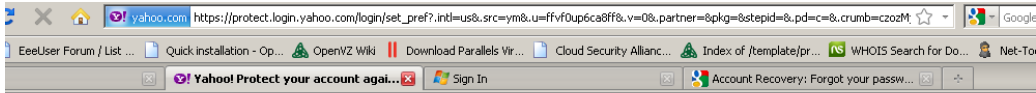
- a. Yahoo mail login page.

[https://login.yahoo.com/config/login\\_verify2?&.src=ym](https://login.yahoo.com/config/login_verify2?&.src=ym)

- b. Click on "Create -your sign-in-seal.



- c. Follow the instructions; you can select a text sign-in seal or an image as preferred.



Yahoo! | Help

### Protect users on this computer against password theft with a sign-in seal.

A sign-in seal is a secret message or photo that Yahoo! will display on this computer only. Look for it every time you sign in to make sure you're on a genuine Yahoo! site. If the message, photo, or colors are different, you may have landed on a [phishing site](#).


**How would you like to customize your seal?**

**Create a text seal...** Type a short, secret message for this computer

**Upload an image...** Select an image from this computer to use

Your sign-in seal color:  [See more colors ▾](#)


**Sign in to Yahoo!**

 Are you protected?  
Create your sign-in seal.  
(Why?)

Yahoo! ID:   
Password:

#### Frequently Asked Questions

- ▶ [What is phishing?](#)
- ▶ [How does a sign-in seal protect me?](#)
- ▶ [Why do I have to set up a seal on each computer I use?](#)
- ▶ [What if I share this computer with family or friends?](#)
- ▶ [What about public computers?](#)
- ▶ [Will this sign-in seal protect me on sites other than Yahoo?](#)
- ▶ [What if I don't see my sign-in seal?](#)



Yahoo! | Help

### Protect users on this computer against password theft with a sign-in seal.

A sign-in seal is a secret message or photo that Yahoo! will display on this computer only. Look for it every time you sign in to make sure you're on a genuine Yahoo! site. If the message, photo, or colors are different, you may have landed on a [phishing site](#).

**How would you like to customize your seal?**

**Create a text seal...**


21 character max

- Create a unique message that everyone using this computer will recognize—for example, your street address.
- Don't include your ID or password!

**Upload an image...** Select an image from this computer to use

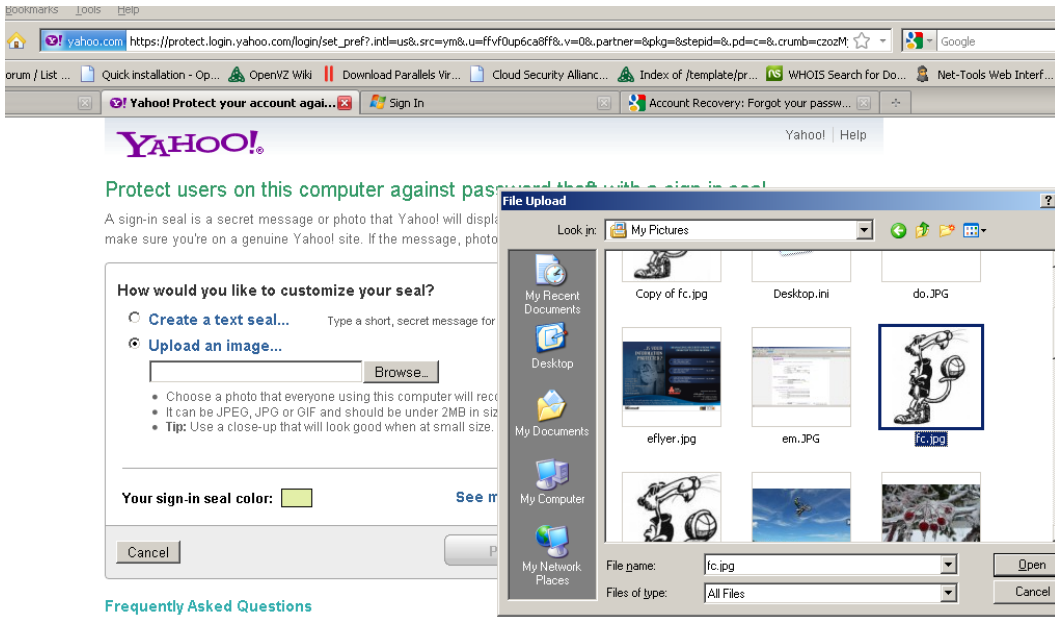
Your sign-in seal color:  [See more colors ▾](#)

**Sign in to Yahoo!**

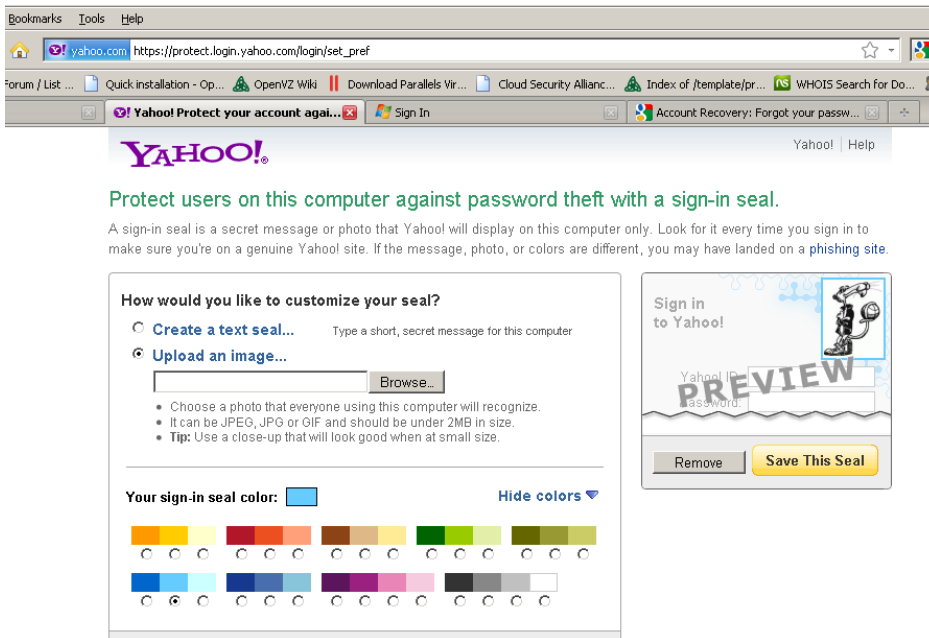
 test  
test  
test

Yahoo! ID:   
Password:

- d. Browse your local PC and select a picture. It is advisable to select something personal .



e. Then you can customize a color and preview your seal and save it.





f. Make it difficult for the password thieves..now you have your own seal for the mail login page..

